

STATEMENT OF APPROPRIATIONS, ALLOTMENTS, OBLIGATIONS, DISBURSEMENTS AND BALANCES

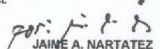
FAR NO. 1


As of the Quarter ending November 30, 2017


Department: ARMM
 Agency/Name of Entity: RBOI
 Organizational Code UACS: 27-001-22-00052
 Fund Cluster: 1

X Current Year Appropriations
 X Supplemental Appropriations
 Continuing Appropriations

Particulars	UACS CODE	Appropriations			Allotments					Current Year Obligations					Current Year Disbursements					Balances				
		Authorized Appropriation	Adjusted Appropriations	Adjusted Appropriations	Allotments Received	Balance (Withdrawal/realignment)	Transfer to	Transfer From	Adjusted Total Allotments	1st Quarter ending 31-Mar-17	2nd Quarter ending Jun-17	3rd Quarter ending July-Sept	4th Quarter ending Oct-Dec	Total	1st Quarter ending 31-Mar-17	2nd Quarter ending April-June	3rd Quarter ending Sept. 30	4th Quarter ending Oct-Dec	Total	Released Appropriations	Unobligated Allotment	Unpaid Obligations (15-20) = (23+24)		
				(3+4)=5	6	7	8	9	10 = (8+7+9)	11	12	13	14	15 = (11+12+13+14)	16	17	18	19	20 = (16+17+18+19)	21 = (5-10)	22=(10-15)	23	24	
A. AGENCY SPECIFIC BUDGET	300000000																							
Personnel Services (PS)	50101010	16,429,000		16,429,000	16,429,000				16,429,000	3,619,526.50	4,671,342.00	3,523,719.00	3,363,040.00	15,177,627.50	2,967,012.82	4,076,165.94	3,078,542.94	3,144,626.48	13,266,348.18	0	1,251,373	1,911,279		
Maintenance and Other Operating Expenses (MOOE)	50299990	8,418,000		8,418,000	8,418,000				8,418,000	2,522,306.68	2,157,358.29	2,223,006.04	1,270,227.54	8,172,900.55	2,498,571.40	2,146,649.78	2,211,272.78	1,254,625.39	8,111,119.35	0	245,099	61,781		
Capital Outlay (CO)	10606010	1,200,000		1,200,000	1,200,000				1,200,000											0	1,200,000	0	0	
B. SPECIAL PURPOSE FUNDS																								
Miscellaneous Personnel Benefits Fund																								
PS (1st Tranche) salary standardization 2016	50101010																							
14th Month Pay	50102140																							
PBB	50102990																							
Pension and Gratuity Fund / Retirement Benefits Fund (TLB)	50104030	653,960		653,960	653,960				653,960		653,960.00			653,960.00			653,960.00		653,960.00	0	0	0	0	
Personnel Services																				0	0	0	0	
Priority Development Assistance Fund																				0	0	0	0	
Maintenance and Other Operating Expenses																				0	0	0	0	
Others: Financial Assistance 70% ARMM Share in Internal Revenue	40301050																			0	0	0	0	
RLP	50103010	1,460,000		1,460,000	1,460,000				1,460,000	367,124.02	364,184.28	364,184.28	241,737.04	1,337,229.62	357,415.78	364,184.28	364,184.28	241,737.04	1,327,521.38	0	122,770	9,708		
TOTAL CURRENT YEAR BUDGET/APPROPRIATIONS		28,160,960	0	28,160,960	28,160,960	0	0	0	28,160,960	6,508,957.20	7,192,884.57	6,764,871.32	4,875,004.58	25,341,717.67	5,823,000.00	6,587,000.00	6,307,960.00	4,640,888.91	23,358,948.91	0	2,819,242	1,982,768	0	
II. PRIOR YEAR'S BUDGET/CONTINUING APPROPRIATIONS																								
D. UNRELEASED APPROPRIATIONS																								
AGENCY SPECIFIC BUDGET																								
Personnel Services				0	0				0											0	0	0	0	
Maintenance and Other Operating Expenses				0	0				0											0	0	0	0	
Financial Expenses				0	0				0											0	0	0	0	
Capital Outlays				0	0				0											0	0	0	0	
SPECIAL PURPOSE FUNDS				0	0				0											0	0	0	0	
Calamity Fund				0	0				0											0	0	0	0	
Maintenance and Other Operating Expenses				0	0				0											0	0	0	0	
Capital Outlays				0	0				0											0	0	0	0	
Priority Development Assistance Fund				0	0				0											0	0	0	0	
Maintenance and Other Operating Expenses				0	0				0											0	0	0	0	
UNOBLIGATED ALLOTMENT				0	0				0											0	0	0	0	
Personnel Services under (CFAG)				0	0				0											0	0	0	0	
Maintenance and Other Operating Expenses				0	0				0											0	0	0	0	
Capital Outlays				0	0				0											0	0	0	0	
TOTAL PRIOR YEAR'S BUDGET/CONTINUING APPROPRIATIONS		0	0	0	0	0	0	0	0											0	0	0	0	
GRAND TOTAL		28,160,960	0	28,160,960	28,160,960	0	0	0	28,160,960	6,508,957.20	7,192,884.57	6,764,871.32	4,875,004.58	25,341,717.67	5,823,000.00	6,587,000.00	6,307,960.00	4,640,888.91	23,358,948.91	0	2,819,242	1,982,768	0	

Certified Correct:

 JAIME A. NARTATEZ
 Chief Administrative Officer

Certified Correct:

 AMNAIN R. ABUTAHER
 Accountant Designat

APPROVED BY:

 ATTY ISHAK V. MASTURA
 Chairman/Managing Head

Date

Date

Date