


AGENCY PERFORMANCE MEASURES
BP FORM B

DEPARTMENT: AUTONOMOUS REGION IN MUSLIM MINDANAO
AGENCY : BOARD OF INVESTMENTS

MFO/Performance Indicator Description [1]	Organizational Outcome/s (Oois) to which the MFO contribute [2]	Baseline Information			Performance					Budget Allocation (P000)		
		Unit [3]	Year [4]	Value [5]	Yr. 2017		Year 2018 [8]	Yr. 2019 Targets		Yr. 2017 [11]	Yr. 2018 [12]	Year 2019 PER NEP [13]
					Target [6]	Actual [7]		TIER I [9]	TIER 2 Proposals [10]			
MFO 7 - REGULATORY AND INVESTMENTS AND SUPERVISION OF REGISTERED INVESTMENTS												
Quantity Indicator												
Quality Indicators												
Timeliness												
PI Set 1 (Activities)												
Indicators												
Investment Regulatory Services										13,480,480	13,643,000	14,363,000
1. No. of application for registration evaluated/Approved					16	10		16	16			
2. % of clients that rated the service as satisfactory or better					100%	100%		100%				
3. Worth of Investments Registered					1 B	3,234B	2.11B	2.32B	2.40B			
4. No. of Jobs created					1000	1,877	1,100	1320	1,400			
5. % of application for registration acted upon within 5 days					100%	100%	100%	100%				
PI Set 2 (Activities)												
Firm Monitoring and Supervision										13,480,480	13,643,000	14,363,000
6. No. of firms monitored/supervised					34	136	36	36	36			
7. No. of Incentives monitored/supervised					8	8	10	10	10			
8. No. of Interagency/Industry Linkages/Investments Consultation Conducted					6	6	8	8	8			
9. No. of erring firms identified/penalties imposed Consultation Conducted						1	2	2	2			
GRAND TOTAL										26,960,960	27,286,000	28,726,000

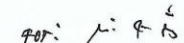
Note: For 2017 budget allocation inclusive of capital outlay P1,200,000.00

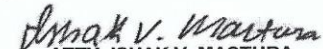
Prepared by:


FARIDA M. BIRUAR
Chief Technical Division

Note: The increase of Budget FY 2017, is due to the Terminal Leave, PBB and PEI.

Approved by:


JAIME A. NARTATEZ
Chief Administrative Officer


ATTY. ISHAK V. MASTURA
Chairman/Managing Head